


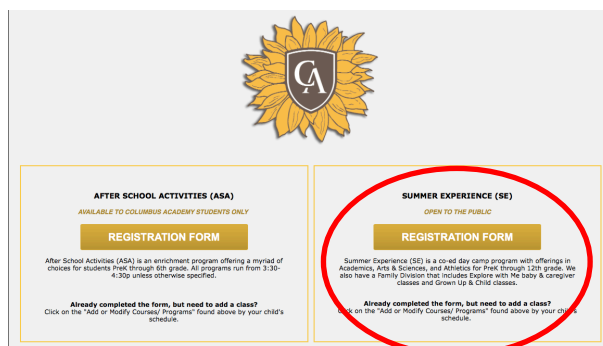


2020 Summer Experience Online Registration Step-By-Step

1. Visit www.columbusacademy.org/summer
2. Click Online Registration
3. Create and/ or Sign In to your My BackPack account
If your child goes to CA, please use the same login credentials that you would for your student's academic year account. If you are a returning SE attendee and have registered online before, you may use your login credentials from the previous year. There is an "I forgot my user name/ password" icon if needed.
4. Click Summer Experience/ ASA registration

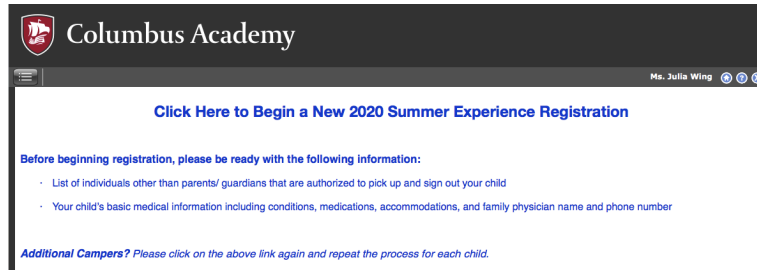


5. Click the Summer Experience (SE) REGISTRATION FORM box



****If you do not immediately see the CA summer logo and registration icon pictured above, you may need to scroll down on the page.**

6. Click the link to begin a NEW 2020 SE Registration



7. Complete student biographical and medical information

8. Select classes

9. Pay online and submit registration

If you have any questions or need assistance, please contact the Summer Experience office at Summer_Experience@columbusacademy.org or 614-509-2267.