



SUMMER EXPERIENCE (SE) ONLINE REGISTRATION STEPS

1. Visit www.columbusacademy.org/summer
2. Click Online Registration
3. Create and/ or Sign In to your My Backpack Account
If your child goes to CA, please use the same login credentials that you would for your student's academic year account. If you are a returning SE attendee and have registered online before, you may use your login credentials from the previous year. There is an "I forgot my user name/ password" icon if needed.

Columbus Academy

Sign In

Please enter your user name and password below to sign in.

User Name:

Password: [Sign In](#)

Remember User Name

For other sign in assistance, please email us at myhelp@columbusacademy.org, or call us at (614) 475-2311.

[I Forgot My User Name/Password](#)

New user? [Create an Account](#)



Powered by Senior Systems, Inc.

Welcome to My Backpack.

My Backpack Mobile lets parents, students, and faculty access school-related data on the go.

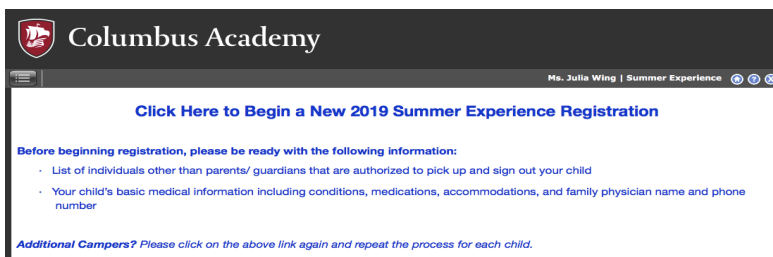
Please [click here](#) to download the mobile app.

4. Click Summer Experience/ ASA registration, followed by the Summer Experience (SE) REGISTRATION box



*****If you do not immediately see the CA summer logo and registration icon pictured above, you may need to scroll down on the page.***

5. Click the link to begin a NEW 2019 SE Registration, complete student biographical and medical information, then select classes



6. Pay online and submit registration

If you have questions or need assistance, please contact the Summer Experience office at Summer_Experience@columbusacademy.org or 614.509.2267.