

Ethics and Character Benchmarking Survey (Fall 2011) - Parents/Guardians



Results Overview

Date: 11/28/2011 5:47 AM PST

Responses: Completes

Filter: No filter applied

1. In what division(s) do you have children?

Lower School		89	39%
Middle School		90	39%
Upper School		122	53%








2. How long have you had children at Columbus Academy?

1 1-3 Years		45	19%
2 4-10 Years		116	50%
3 More than 10 Years		71	31%
Total		232	100%







3. Columbus Academy should concern itself just as much with the character growth of its students as it does with their intellectual growth.

1 Strongly Disagree		8	3%
2 Disagree		5	2%
3 Somewhat Disagree		4	2%
4 Neither Agree Nor Disagree		2	1%
5 Somewhat Agree		28	12%
6 Agree		59	25%
7 Strongly Agree		125	54%
8 No Basis or Don't Know		1	0%
Total		232	100%

4. Columbus Academy currently does a poor job preparing its graduates to engage in an ethically complex world.







1 Strongly Agree		1	0%
2 Agree		5	2%
3 Somewhat Agree		14	6%
4 Neither Agree Nor Disagree		25	11%
5 Somewhat Disagree		30	13%
6 Disagree		80	35%
7 Strongly Disagree		30	13%
8 No Basis or Don't Know		45	20%
Total		230	100%

5. Character can be learned.









1 Strongly Disagree		1	0%
2 Disagree		1	0%
3 Somewhat Disagree		6	3%
4 Neither Agree Nor Disagree		4	2%
5 Somewhat Agree		36	16%
6 Agree		92	40%
7 Strongly Agree		88	38%
8 No Basis or Don't Know		2	1%
Total		230	100%

6. My children have strong, positive relationships with adults in the school community.




1 Strongly Disagree		0	0%
----------------------------	--	---	----






2 Disagree		0	0%
3 Somewhat Disagree		4	2%
4 Neither Agree Nor Disagree		4	2%
5 Somewhat Agree		30	13%
6 Agree		96	42%
7 Strongly Agree		93	40%
8 No Basis or Don't Know		3	1%
Total		230	100%

7. The School welcomes parent feedback on administrative decisions.








1 Strongly Disagree		6	3%
2 Disagree		13	6%
3 Somewhat Disagree		29	13%
4 Neither Agree Nor Disagree		25	11%
5 Somewhat Agree		49	21%
6 Agree		62	27%
7 Strongly Agree		24	10%
8 No Basis or Don't Know		21	9%
Total		229	100%

8. The School does a good job of balancing recognition of students' accomplishments in the areas of the Arts, Athletics, and Academics.

1 Strongly Disagree		4	2%
2 Disagree		12	5%
3 Somewhat Disagree		24	10%
4			




Neither Agree Nor Disagree		6	3%
5 Somewhat Agree		39	17%
6 Agree		87	38%
7 Strongly Agree		44	19%
8 No Basis or Don't Know		13	6%
Total		229	100%

9. The adults in the Columbus Academy community work in a manner that reflects the highest ethical values of the school.








1 Strongly Disagree		0	0%
2 Disagree		4	2%
3 Somewhat Disagree		23	10%
4 Neither Agree Nor Disagree		9	4%
5 Somewhat Agree		41	18%
6 Agree		102	44%
7 Strongly Agree		35	15%
8 No Basis or Don't Know		17	7%
Total		231	100%

10. I feel safe expressing a dissenting opinion on administrative decisions.




1 Strongly Disagree		11	5%
2 Disagree		19	8%
3 Somewhat Disagree		40	17%
4 Neither Agree Nor Disagree		16	7%
5 Somewhat Agree		45	19%

6 Agree		64	28%
7 Strongly Agree		20	9%
8 No Basis or Don't Know		16	7%
Total		231	100%

11. The strategic priorities identified by the Board of Trustees are consistent with the ethical values expressed in the Mission Statement.









1 Strongly Disagree		0	0%
2 Disagree		4	2%
3 Somewhat Disagree		5	2%
4 Neither Agree Nor Disagree		31	13%
5 Somewhat Agree		18	8%
6 Agree		79	34%
7 Strongly Agree		28	12%
8 No Basis or Don't Know		66	29%
Total		231	100%

12. The Trustees conduct themselves in a manner that reflects the highest ethical values of the school.








1 Strongly Disagree		0	0%
2 Disagree		5	2%
3 Somewhat Disagree		2	1%
4 Neither Agree Nor Disagree		32	14%
5 Somewhat Agree		14	6%
6 Agree		55	24%
7 Strongly Agree		21	9%
8		25	11%

No Basis or Don't Know		102	44%
Total		231	100%









13. The Headmaster conducts himself in a manner that reflects the highest ethical ideals of the School.

1 Strongly Disagree		3	1%
2 Disagree		3	1%
3 Somewhat Disagree		4	2%
4 Neither Agree Nor Disagree		12	5%
5 Somewhat Agree		13	6%
6 Agree		77	33%
7 Strongly Agree		100	43%
8 No Basis or Don't Know		19	8%
Total		231	100%








14. The Headmaster readily and openly accepts responsibility for his decisions.

1 Strongly Disagree		1	0%
2 Disagree		3	1%
3 Somewhat Disagree		5	2%
4 Neither Agree Nor Disagree		17	7%
5 Somewhat Agree		16	7%
6 Agree		70	30%
7 Strongly Agree		81	35%
8 No Basis or Don't Know		37	16%
Total		230	100%

15. The School environment does not support dialog where there are contrary opinions.







1 Strongly Agree		11	5%
2 Agree		11	5%
3 Somewhat Agree		32	14%
4 Neither Agree Nor Disagree		27	12%
5 Somewhat Disagree		31	13%
6 Disagree		75	32%
7 Strongly Disagree		22	9%
8 No Basis or Don't Know		23	10%
Total		232	100%

16. When conflicts arise, members of the School community assume "good will" and "best intentions" of those involved.









1 Strongly Disagree		1	0%
2 Disagree		6	3%
3 Somewhat Disagree		18	8%
4 Neither Agree Nor Disagree		29	12%
5 Somewhat Agree		48	21%
6 Agree		78	34%
7 Strongly Agree		11	5%
8 No Basis or Don't Know		41	18%
Total		232	100%

17. Students demonstrate care and respect for all adults who enter the school community.





1 Strongly Disagree		0	0%
----------------------------	--	---	----


2 Disagree		1	0%
3 Somewhat Disagree		15	6%
4 Neither Agree Nor Disagree		11	5%
5 Somewhat Agree		40	17%
6 Agree		113	49%
7 Strongly Agree		41	18%
8 No Basis or Don't Know		11	5%
Total		232	100%

18. Students demonstrate care and respect for all students within the school community.








1 Strongly Disagree		3	1%
2 Disagree		16	7%
3 Somewhat Disagree		40	17%
4 Neither Agree Nor Disagree		13	6%
5 Somewhat Agree		67	29%
6 Agree		67	29%
7 Strongly Agree		19	8%
8 No Basis or Don't Know		7	3%
Total		232	100%

19. Students do not have authentic leadership roles in decisions that affect their school community.







1 Strongly Agree		7	3%
2 Agree		14	6%
3 Somewhat Agree		31	13%
4 Neither Agree Nor		23	10%



Disagree			
5 Somewhat Disagree		49	21%
6 Disagree		43	19%
7 Strongly Disagree		12	5%
8 No Basis or Don't Know		53	23%
Total		232	100%

20. Older students in our School are active in passing along the ethical values of the school to younger students.








1 Strongly Disagree		0	0%
2 Disagree		13	6%
3 Somewhat Disagree		14	6%
4 Neither Agree Nor Disagree		30	13%
5 Somewhat Agree		58	25%
6 Agree		53	23%
7 Strongly Agree		21	9%
8 No Basis or Don't Know		42	18%
Total		231	100%

21. The School approaches discipline primarily as an opportunity for learning.









1 Strongly Disagree		2	1%
2 Disagree		13	6%
3 Somewhat Disagree		17	7%
4 Neither Agree Nor Disagree		31	13%
5 Somewhat Agree		46	20%
6 Agree		64	28%

7 Strongly Agree		16	7%
8 No Basis or Don't Know		43	19%
Total		232	100%







22. Adults at the School talk to my child(ren) about their lives beyond the classroom.

1 Strongly Disagree		1	0%
2 Disagree		4	2%
3 Somewhat Disagree		13	6%
4 Neither Agree Nor Disagree		16	7%
5 Somewhat Agree		34	15%
6 Agree		100	43%
7 Strongly Agree		41	18%
8 No Basis or Don't Know		22	10%
Total		231	100%







23. Students contribute meaningfully in disciplinary decisions that affect their classmates.

1 Never or Almost Never		7	3%
2 Rarely		15	6%
3 Not Often		23	10%
4 Sometimes		30	13%
5 Often		9	4%
6 Usually		19	8%
7 Always		4	2%
8 No Basis or Don't Know		124	54%
Total		231	100%


24. Parents/guardians conduct themselves at athletic contests in a manner that reflects the highest ethical values of the school.






1 Never or Almost Never		0	0%
2 Rarely		1	0%
3 Not Often		3	1%
4 Sometimes		22	9%
5 Often		38	16%
6 Usually		115	50%
7 Always		25	11%
8 No Basis or Don't Know		28	12%
Total		232	100%

25. Parents/guardians comply with the School's rules and policies.





1 Never or Almost Never		0	0%
2 Rarely		0	0%
3 Not Often		3	1%
4 Sometimes		27	12%
5 Often		38	16%
6 Usually		131	56%
7 Always		14	6%
8 No Basis or Don't Know		19	8%
Total		232	100%

26. Parents/guardians demonstrate respect for the professional adults of the School community.

1 Never or Almost Never		0	0%
2 Rarely		0	0%
3 Not Often		3	1%

4 Sometimes		8	3%
5 Often		36	16%
6 Usually		137	60%
7 Always		33	14%
8 No Basis or Don't Know		12	5%
Total		229	100%

27. Parents/guardians are shown respect by the professional adults of the School community.

1 Never or Almost Never		0	0%
2 Rarely		1	0%
3 Not Often		0	0%
4 Sometimes		11	5%
5 Often		18	8%
6 Usually		113	49%
7 Always		88	38%
8 No Basis or Don't Know		1	0%
Total		232	100%